

5/21/20

Dear Students, Families, and Friends,

The activities on the next several pages were created for you to sharpen your skills, challenge yourself, and explore learning. These are not meant to replace classroom learning and parents are not being asked to replace teachers. If at any time, you are confused about an activity, need some extra support, or maybe just need to talk with someone, our teachers and staff are here for you.

- All teachers keep regular office hours from 9am until noon each school day.
- All teachers and staff can be contacted by email (firstname.lastname@fsd145.org).
- Some teachers also use Remind, Schoology, or Google Classroom to send and receive messages.

For the most current information about our emergency closure and remote learning plans, please visit our website (<https://www.fsd145.org/emergency>) for regular updates. You will always find information sorted by date, so it should be easy to follow the most recent updates.

Take care and stay safe. We'll see you soon,

From all of us here at Freeport School District



Remote Learning Day Student Activities:

[May 21](#)

[May 26](#)

[June 1](#)

[Social Emotional Learning \(SEL\)](#)

[May 22](#)

[May 27](#)

[Electives](#)

[May 28](#)

[May 29](#)

2nd Grade			5/21/20 - 6/1/20
Theme(s)	ELA Skills Focus	Math Skills Focus	Other Skills Focus
Summer fun	Reading	Operations and Algebraic Thinking	Map skills
Using your imagination	Writing	Numbers in Base Ten	
	Language	Measurement and Data	
	Speaking and Listening	Geometry	

Remote Learning Activities for Students

2nd Grade -- May 21

Parents: Choose two activities from each page each day.

	Math	Reading and Writing	Science/ Social Studies	Extra Challenge																																										
Activity 1 and Instructions	<p>Pretend you are cleaning out your toys and clothes you do not want any longer. You will have a yard sale/be the seller. Give your items prices to sell for \$10.00 or less and some items that will be less than \$1.00. What are some different ways using bills and coins the buyers/customers could pay you with the exact amounts?</p> <p>Example:</p> <p>PUZZLE for \$1.75 1 dollar bill and three quarters OR 4 quarters, 7 dimes, and 1 nickel</p> <p>Do this for 6 or more items. Write the amounts correctly using cent sign, dollar sign, and decimal points. 2.MD.8</p>	<p>Reading/Spelling:</p> <p>Making Words</p> <p>Using the letters in SUMMER VACATION FUN</p> <p>It works well if you write the words spaced out and cut each letter out so you are able to move the letters around to make new words</p> <p>Make real words with 3, 4, 5, and 6 or more letters.</p> <p>Check your spelling with an adult or google spell check.</p> <p>L.2.2.E</p>	<p>Science:</p> <p>Map the Weather for 3 or more days.</p> <p>Include the date, 3 temperatures- one in the morning, one in the afternoon, and one after dark. Is it sunny, cloudy, rainy, windy?</p> <p>Can you predict what the weather may be like the next days? How does the weather affect people, plants, and animals in the environment? 2-LS4-1</p> <p>-----</p> <p>Social Studies:</p> <p>Compare and Contrast how at home learning and at school learning are the same and different. Discuss or write 5 or more differences and 5 or more similarities.</p> <p>SS H 2.2</p>	<p>Build a Summer Buddy:</p> <p>Use your imagination using recycled materials or other things with your parents permission.</p> <p>It should be at least 3 feet tall and 1 foot wide and be moveable without falling apart.</p> <p>Write a story about your Summer Buddy and you having adventures together.</p> <p>W.2.3</p>																																										
Activity 2 and Instructions	<p>Make a chart/schedule of what you did for a day from waking up to bedtime. Put them in sequence order and the times you did each one. How long for each activity? Write a.m. and p.m. (a.m. midnight until noon, p.m. noon until midnight) Try to use an analog clock (with the hands) when telling time.</p> <p>Example:</p> <table style="width: 100%; border-collapse: collapse;"> <thead> <tr> <th style="text-align: left;">Activity</th> <th style="text-align: left;">Time</th> <th style="text-align: left;">How long?</th> </tr> </thead> <tbody> <tr> <td>Woke up</td> <td>8:30 a.m.</td> <td></td> </tr> <tr> <td>Ate breakfast</td> <td>8:40 a.m.</td> <td>20 min.</td> </tr> <tr> <td>Showered</td> <td>9:10 a.m.</td> <td>10 min.</td> </tr> <tr> <td>Brushed teeth</td> <td>9:23 a.m.</td> <td>2 min.</td> </tr> <tr> <td>Took a walk</td> <td>9:35 a.m.</td> <td>35 min.</td> </tr> <tr> <td>.....</td> <td></td> <td></td> </tr> <tr> <td>.....</td> <td></td> <td></td> </tr> <tr> <td>.....</td> <td></td> <td></td> </tr> <tr> <td>.....</td> <td></td> <td></td> </tr> <tr> <td>.....</td> <td></td> <td></td> </tr> <tr> <td>.....</td> <td></td> <td></td> </tr> <tr> <td>.....</td> <td></td> <td></td> </tr> <tr> <td>Bedtime</td> <td>9:00 p.m.</td> <td></td> </tr> </tbody> </table> <p style="text-align: right;">2.MD.7</p>	Activity	Time	How long?	Woke up	8:30 a.m.		Ate breakfast	8:40 a.m.	20 min.	Showered	9:10 a.m.	10 min.	Brushed teeth	9:23 a.m.	2 min.	Took a walk	9:35 a.m.	35 min.			Bedtime	9:00 p.m.		<p>Writing:</p> <p>YARD/GARAGE SALE advertisement</p> <p>Pretend you are having a yard sale.</p> <p>Create an advertisement for the newspaper so people know who, what, when, where, and any special items that will be popular for buyers. Remember to capitalize proper nouns.</p> <p>L.2.2.A</p> <p>Goal: You want the readers to really want to come to your yard sale and understand your advertisement.</p>		
Activity	Time	How long?																																												
Woke up	8:30 a.m.																																													
Ate breakfast	8:40 a.m.	20 min.																																												
Showered	9:10 a.m.	10 min.																																												
Brushed teeth	9:23 a.m.	2 min.																																												
Took a walk	9:35 a.m.	35 min.																																												
.....																																														
.....																																														
.....																																														
.....																																														
.....																																														
.....																																														
.....																																														
Bedtime	9:00 p.m.																																													



Be sure to check the specials (Art, Music, PE) and the Social/Emotional Learning pages for more grade specific activities.

Parent Signature: _____

Remote Learning Activities for Students

2nd Grade -- May 22

Parents: Choose two activities from each page each day.

	Math	Reading and Writing	Science/ Social Studies	Extra Challenge				
<p>Activity 1 and Instructions</p>	<p>Even Odd Sort On a piece of paper sort the numbers below by even & odd. Remember to look at the number in the ones place.</p> <p>even: 0, 2, 4, 6, 8 odd: 1, 3, 5, 7, 9</p> <p>390 465 202 196 39 667 384 973 61 542 624 70</p> <table border="1" style="margin-left: auto; margin-right: auto; border-collapse: collapse;"> <tr> <td style="padding: 5px;">even</td> <td style="padding: 5px;">odd</td> </tr> <tr> <td style="height: 40px;"></td> <td style="height: 40px;"></td> </tr> </table> <p>https://youtu.be/x1EGRUXmNdY</p> <p>CCSS.MATH.CONTENT.2.OA.C.3</p>	even	odd			<p>How To Build a Sand Castle</p> <p>Write a few sentences telling how you would build a sand castle at the beach. Make sure to use words like: first, next, then, and last to show the steps. Include a sentence or two about the things you would need to build the sand castle.</p> <p>Use the image below to help you organize your writing.</p> <p>Bonus: Include a picture and labels!</p> <div style="text-align: center;">  </div> <p>CCSS.ELA-LITERACY.W.2.2</p>	<p>Who lives at the beach?</p> <p>Create a picture with labels of a beach habitat. What animals might live at the beach? What is their home like? Be sure to include lots of details in your picture!</p> <p>2-LS4-1</p>	<p>Word Scramble</p> <p>Can you unscramble these summer words? If you need help find an adult to do the challenge with you!</p> <p>ceabh dans uns mmuers iecrmeac psicople lonemertwa ertwa opol siwmimgn sucsneren aticavno</p> <p>Bonus: A bunch of these words have the bonus letters ee, oo, and mm.</p> <p>Circle the bonus letters when you rewrite the unscrambled words.</p> <p>CCSS.ELA-LIT-ERACY.RF.2.3</p>
even	odd							
<p>Activity 2 and Instructions</p>	<p>Summer Shapes</p> <p>Think of some fun summer things! Draw and label what shape they are.</p> <ul style="list-style-type: none"> -Beach ball -Beach towel -An ice cream cone -A slice of watermelon -Sea shell -Sand pail and shovel <p>https://youtu.be/ZnZYK83utu0</p> <p>CCSS.MATH.CONTENT.2.G.A.1</p>	<p>Letter Writing</p> <p>Write a letter to a family member or friend about a vacation you would like to take.</p> <p>Include:</p> <ul style="list-style-type: none"> -where you want to go -who would you take with you -what will you do there -why do you want to go there <div style="text-align: center;">  </div> <p>CCSS.ELA-LITERACY.L.2.2.B</p>						




Be sure to check the specials (Art, Music, PE) and the Social/Emotional Learning pages for more grade specific activities.

Parent Signature: _____

Remote Learning Activities for Students

2nd Grade -- May 26

Parents: Choose two activities from each page each day.

	Math	Reading and Writing	Science/ Social Studies	Extra Challenge
Activity 1 and Instructions	<p style="text-align: center;">CHANGE JAR</p> <p>MD 2.8 Help your child start collecting change in a jar. Every week during the summer, count how much you have. One week before summer break is over, estimate your change, count it, and plan a special purchase.</p> <p>https://www.youtube.com/watch?v=Igv8QTzNmpM</p> 	<p style="text-align: center;">SUMMER READING BINGO</p> <p>RF, RI, RL Encourage your child to read this summer by creating BINGO reading sheets. Create a summer reading list. Then, create a BINGO sheet, writing a different reading goal on each of the spots. These goals can be big (finishing a book) or small (read for 15 mins. today). Each time your child meets a goal, cross it off the sheet. Decide on a few prizes that your child will receive when he or she completes a set number of goals (like crossing off an entire row or column). Challenge your child to complete as many BINGO sheets as possible over the summer.</p>	<p style="text-align: center;">WHERE WILL YOU TRAVEL?</p> <p>Using a map, calculate where you will be if you were to travel 20, 50, 100, or 1,000 miles from home.</p> <p style="text-align: center;">ICE EXPERIMENT</p> <p>How long does it take an ice cube to melt outside in the summer heat? In the refrigerator? In an air conditioned room?</p>	<p style="text-align: center;">LET'S EAT</p> <p>Prepare to make a picnic meal for the family. Before you go to the supermarket, find a recipe, write what you need and how much. At the supermarket, choose the best-priced option. With an adult, prepare the picnic and eat outside!</p> <p>https://www.bbcgoodfood.com/recipes/collection/picnic-r</p>
Activity 2 and Instructions	<p style="text-align: center;">YOU SCREAM, I SCREAM, WE ALL SCREAM FOR ICE-CREAM!</p> <p>G 2.3 Use ice cream to make fraction sundaes. Can you make an ice cream sundae that is one-half vanilla and one-half chocolate? What about one-third chocolate, one-third vanilla, and one-third strawberry? Can you cover a scoop of ice cream with one-quarter each nuts, sprinkles, cookie crumbs, and gummy bears? Or can you eat a bite of ice cream that is one-half chocolate, one-half vanilla?</p> 	<p style="text-align: center;">DEAR NEXT YEAR,</p> <p>Have students write a letter to next year's class. Have your child tell the incoming class what they liked and give the incoming students advice. Draw a picture to go with it. Save it to bring to school next year.</p> <p>L.2.2</p> 	<p style="text-align: center;">FLOAT OR SINK?</p> <p>In a pool or the bathtub, hypothesize which items (soap, dry sock, bottle of shampoo, rock, etc.) will float or sink. Test your hypotheses. Why do you think some things float while others sink?</p> <p>https://www.youtube.com/watch?v=eQuW8G2QV_Q</p>	<p style="text-align: center;">Splat the Cat</p> <p>I Scream for Ice Cream read aloud https://youtu.be/JJ0Eu4U1BU</p>




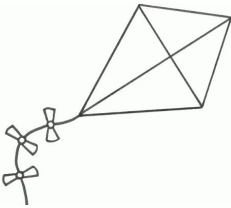
Be sure to check the specials (Art, Music, PE) and the Social/Emotional Learning pages for more grade specific activities.

Parent Signature: _____

Remote Learning Activities for Students

2nd Grade -- May 27

Parents: Choose two activities from each page each day.

	Math	Reading and Writing	Science/ Social Studies	Extra Challenge
Activity 1 and Instructions	<p><u>Dandelion Array</u></p> <p>Go outside and pick some dandelions. Pop the tops off and build an array. On a piece of paper, draw your array and write the repeated addition and multiplication equations. 2.OA.C.4</p> 	<p><u>Sequencing</u></p> <p>Read a story of your choice. Fold a piece of paper into 8 equal pieces. Sequence the story by drawing or writing the story in order inside each section. Retell the story to someone using your work. RL.2.2 ,2.5, 2.7</p> 	<p><u>Flag Design</u></p> <p>Create a flag that represents your family.</p> <p>Think about how many members there are, family history, what your family likes to do, what your family has done or plan on doing, family traditions, pets, etc.</p> <p>SS.G.1.2</p>	<p><u>Summer Snack Recipes</u></p> <p>Make one of the following snacks. As you go, write down each step you take to create a recipe that someone could follow to also make that snack.</p> <p>Ants on a Log PB&J Smores Trail Mix Rice Krispie Treats Fruit Salad</p> 
Activity 2 and Instructions	<p><u>Kite Fact Families</u></p> <p>Draw a kite. In the different sections of the kite, write various fact families. Do a different fact family in each section. Create another kite and do the same thing by creating your own fact families.</p>  <p>Use the numbers: 3, 6, 9 5, 8, 13 9, 8, 17 11, 4, 15</p> <p>2.OA.B</p>	<p><u>Summer Probability</u></p> <p>Read the following sentences below. Decide if they are “Likely” or “Not Likely” to happen during the Summer. Create a T-chart to categorize the groups.</p> <p>See a rainbow. Build a snowman. Go to a parade. Eat a picnic. Build a sand castle. Drink hot chocolate. See fireworks. Play with bubbles. Have a snow day. Lick an icicle. Carve a pumpkin. Rake leaves. Catch a butterfly. Jump in puddles. Decorate a Christmas Tree. Pull weeds from a garden.</p> <p>L2.5A</p>	<p>W2.2</p>	






Be sure to check the specials (Art, Music, PE) and the Social/Emotional Learning pages for more grade specific activities.

Parent Signature: _____

Remote Learning Activities for Students

2nd Grade -- May 28

Parents: Choose two activities from each page each day.

	Math	Reading and Writing	Science/ Social Studies	Extra Challenge
<p>Activity 1 and Instructions</p>	<p>2.md.b5 Solve the following word problems:</p> <p>Sarah has four coins in her pocket. Together, they are worth 30 cents. What four coins does Sarah have in her pocket? Show your work.</p> <p>List three ways you could make 60 cents using the following coins: (you will have to use more than one of each coin)</p> <div style="display: flex; justify-content: space-around; align-items: center;">     </div> <p>Penny nickel dime quarter 1 ¢ 5 ¢ 10 ¢ 25 ¢</p>	<p>Create an acrostic poem about summer following this example:(think of things you like to do in the summer)</p>  <p>Draw a picture to illustrate your poem. (L.2.3)</p>	<p>Create a Nature Notebook. Go into your yard, or on a walk with your parents. Answer the following in your notebook: What living things did you see? We live in a habitat. What kinds of plants did you observe in your habitat? What are some man-made things? Draw the items you list.</p>	<p>The Cloud Experiment</p> <p>Gather the following materials:</p> <ul style="list-style-type: none"> • Shaving cream • A clear container • Water • Food coloring <ol style="list-style-type: none"> 1. pour water into the glass, leaving about an inch from the rim. 2. Carefully add a layer of shaving cream to the water 3. Simply add a few drops of blue food colouring to the shaving cream
<p>Activity 2 and Instructions</p>	<p>Erika went to the ice cream truck. She bought an ice cream sandwich for 15 ¢ and a popsicle for 25 ¢ . She gave the ice cream man 50 ¢ . How much money did she get back? Show your work.</p> <p>Find two odd numbers that equal the sum of 40 and write the equation.</p> <p>Find a doubles fact that equals 30 and write the equation. (2.md.b5)</p>	<p>(W.2.3) Write a personal narrative about your favorite memory from second grade. Include the following:</p> <p>3 adjectives 2 proper nouns 5 sentences (including capitals and punctuation)</p> <p>*Remember to use details to explain your thinking</p>		






Be sure to check the specials (Art, Music, PE) and the Social/Emotional Learning pages for more grade specific activities.

Parent Signature: _____

Remote Learning Activities for Students

2nd Grade -- May 29

Parents: Choose two activities from each page each day.

	Math	Reading and Writing	Science/ Social Studies	Extra Challenge
<p>Activity 1 and Instructions</p>	 <p>Cup equations You will need 7 styrofoam cups. Write the numbers 0-9 on cups 1,2,4,6 and 7. On cup 3 write addition and subtraction symbols. On cup five write the equal sign. Students twist cups to create and solve math equations. 2.NBT.A.1</p>	<p>What are some things you would like to accomplish or try this summer? Create a bucket list of all things you wish to accomplish this summer.</p>  <p>CCSS.ELA-LITERACY.L.2.3</p>	<p>Write a letter to your future third grade teacher and tell him/her what you hope to learn about in science. What science experiments would you like to do? What science topics are you most curious about?</p> <p>CCSS.ELA-LITERACY.L.2.3</p>	<p>Challenge yourself and maybe some family members by creating an animal obstacle course.</p> <ol style="list-style-type: none"> 1. Rabbit Jump into the rabbit hole. 2. Frog Jump from lily pad to lily pad. 3. Dog Walk. Hands on floor, arms and legs bent slightly. 4. Crab Walk. Children sit on floor, reach hands back and behind hips. Raise bottom off ground by bridging with feet and hand.. 5. Kangaroo Jump. Arms close to chest, hands facing forward, palms down. Jump on 2 feet with knees together. 6. Elephant Walk. Bend forward, clasp hands together to make a trunk. Put one foot on each side of the rope. Walk slowly keeping legs straight, and swinging your trunk. 
<p>Activity 2 and Instructions</p>	<p>You are having a 4th of July picnic and need to figure out how much it is going to cost. You need 20 hotdogs, 20 buns, 3 pounds of potato salad, 3 bags of chips, and one large watermelon.</p> <p>Prices: Package of 10 hotdogs costs \$3.00 Package of 8 buns costs \$2.00 Each pound of potato salad costs \$4.00 Each bag of chips costs \$3.00 One large watermelon costs \$5.00 2.MD.C.8</p>	<p>You wake up one morning and you find yourself in the middle of a story. What do you see, hear, taste, smell, feel? Why are you in this story? Who is with you? Where in the story did you wake up to? Choose either Cinderella or Jack and the Beanstalk.</p>   <p>CCSS.ELA-LITERACY.W.2.3</p>		

Be sure to check the specials (Art, Music, and the Social/Emotional Learning pages for more grade specific activities.

Parent Signature: _____

Remote Learning Activities for Students

2nd Grade -- June 1

Parents: Choose two activities from each page each day.

	Math	Reading and Writing	Science/ Social Studies	Extra Challenge
Activity 1 and Instructions	<p>2.NBT.3 I draw the mountain on paper. Place a blank square at the top and two blank squares at the bottom. I ask your child where the biggest or tallest part of the mountain is (at the top) so we need to put the big number where? (at the top). If I have 2 numbers at the bottom they should add up the number (at the top) 18.</p> <p>Now I put the number 562 at the top of the mountain and I put 3 squares at the bottom. I put 500 in one and 2 in the last and leave the middle one open. Ask what would go there? (60). I say that the value of the 6 in the number at the top is 60 so I write 60 in the box. Could I write 6? Why not? Here I want the child to begin to think about how the number can be broken into hundreds, tens and ones. This will help them visualize that the digits in the number stand for a number of ones, tens or hundreds. We add up the $500 + 60 + 2$ to see if we get back to the top of the mountain.</p>	<p>RL.2.5 Read a book and then write on a piece of paper describing the structure of the story, including describing how the beginning of the story was introduced and write about how the story was concluded.</p>	<p>K-ESS2-2. Construct an argument supported by evidence for how plants and animals (including humans) can change the environment to meet their needs: for example, plants and animals changing their environment could include a squirrel digs in the ground to hide its food and tree roots can break concrete. Come up with one example of a plant or animal changing the environment to meet their basic needs.</p> <p>SS.EC.1.2. Demonstrate how our choices can affect ourselves and others in positive and negative ways. Make a list on a piece of paper the positive and negative ways our choices affect ourselves and others in the community.</p>	<p>Ask questions to obtain information about the purpose of weather forecasting to prepare for, and respond to, severe weather.</p>
Activity 2 and Instructions	<p>2. OA3 Tell whether a number is odd or even. Use a drawing of two ice cream sundaes (created by the child) and label cones odd and even. Practice labeling random numbers either odd or even.</p>	<p>Read a book, ask and answer questions like who, what, where, when, why, and how things are happening in the story. Share with your parents, friend, or relative the details and events from the story. RL. 2.1</p> <p>Write a short story about things you have done on the fourth of July in the past summer. W. 2.3</p>		

KEEP READING ALL SUMMER LONG! Reading is the most important skill to success!



Be sure to check the specials (Art, Music, PE) and the Social/Emotional Learning pages for more grade specific activities.

Parent Signature: _____

Remote Learning Activities for Students

2nd Grade -- (SEL)

The columns below offer choices for student activities for any day.


Social Emotional Learning Choice Board aligns with standards 2A.1a Recognizes others may have different feelings about situations. 2A.1b Listens to others to identify their feelings.		
<p>Labeling Feelings</p> <p>Ask children to describe and label how they might feel in these three different bullying situations:</p> <ul style="list-style-type: none"> -If they saw someone being bullied -If they were being bullied themselves -If they bullied someone <p>Explain that bullying can lead to strong feelings, such as anger, frustration, and fear. While it's okay to feel these feelings, it's never okay to react by doing violent things, such as intentionally hurting someone.</p>	<p>Different and Similar</p> <p>Discuss the main ways that children are different from one another. Prompt them with examples, if needed.</p> <ul style="list-style-type: none"> -Some children are big, and others are small. -Some children run fast, and others run slowly. -Some children like to play with blocks, and others like to draw pictures <p>Ask, "What would the world, school, neighborhood/etc be like if we were all the same"</p>	<p>Helping Others Feel Better</p> <p>First, use these questions to discuss with your child what children can do to help others feel better:</p> <ol style="list-style-type: none"> 1. How can you know how someone else feels? 2. How can we recognize when another child is feeling bad or left out? 3. How can we cheer up children who feel bad and help them feel better? <p>Next, use role-playing to help children practice recognizing a child who is feeling hurt and helping the child feel better.</p>
<p>Acts of Kindness</p> <p>Discuss how an act of kindness is the opposite of bullying because it helps another person feel <i>good</i> instead of <i>bad</i>—it <i>gives</i> a person a good feeling rather than <i>takes away</i> a good feeling.</p> <p>At the end of the day, have children report on their acts of kindness.</p> <p>Ask children to describe one nice thing they did for someone else, how it made the other person feel, and how it made them feel. Have each child plan one act of kindness that he or she will do that day for someone.</p>	<p>Modeling Helpfulness</p> <p>Discuss the ways that bullying behavior leads both the child who bullies and the child who is bullied to disrespect each other and feel like enemies, rather than friends. Then use pictures, stories, puppets, or other concrete props to model examples of the many ways that children and adults can show that they care about others feelings and can help each other. Discuss how caring behaviors make both the giver and the receiver feel happy and good.</p> <div style="border: 2px dashed black; padding: 5px;"> <p>Definition of Bullying: Bullying is mean or hurtful behavior that keeps happening. It is unfair and one-sided. Our school defines bullying by three primary characteristics: It is aggressive behavior that is usually repeated over time, occurs in a relationship where there is an imbalance of power, and intends to cause harm or distress and/or has a serious harmful or distressing impact on the target.</p> </div>	<p>Role-Play with Empathy</p> <div style="border: 2px dashed black; padding: 5px; text-align: center;"> <p>Empathy is the ability to understand and share the feelings of another.</p> </div> <p>Pretend you are in the following scenarios with your child. How can you encourage empathy with the following:</p> <ul style="list-style-type: none"> • ... a friend did not want to play • ...his puppy needs surgery • ...all friends going to the movie but you • ...someone drew a better picture • ...someone told a secret of yours • ...he cleaned his room • ...kids laugh at her at the park <p>Write or draw some outcomes.</p>
<p>Kind Words</p> <p>Materials: cotton balls or something with a soft texture and sandpaper or something with a rough texture</p> <p>How can the way we speak to someone help them? How can it hurt?</p> <p>First focus on the cotton balls. Rub them on your hands and arms and use descriptive words to describe how they feel. If cotton balls were like words what words would they be? Example: Please, thank you, good job, your hair looks nice.</p> <p>Now focus on the sandpaper and use descriptive words to describe how it feels. If words were like sandpaper what words would it be? Example: Calling names, yelling, saying things that are hurtful. Next have an adult help you scrape the sandpaper on some wood or plastic. Look at the mark it left and discuss how "sandpaper words" hurt feelings.</p> <p>Finally discuss the importance of using "cotton ball words" instead of "sandpaper words" to solve problems.</p>	<p>Walk a Minute (Mile) in Someone's Shoes!</p> <div style="text-align: center;">  </div> <p>Pick a person in your family. Spend some time doing the things they do; Ideas: chores, jobs, responsibilities, etc...</p> <p>At the end of the day (or time) sit down and talk about what it was like.</p> <p>Was it easy? Hard? What would you change? How did it make you feel? How can you better understand that person now?</p>	<p>Paper Chain of Kindness</p> <p>Brainstorm different things you can do that would be kind. Cut strips of paper. Write each act of kindness on a strip of paper and then link your strips of paper together with glue to create a chain. Everyday take one link out of your chain and complete that act of kindness. Reflect on how that act of kindness made you feel and how the person you did the kind act for felt as well.</p> <div style="text-align: center;">  </div> <p>If you do not have supplies create a unique drawing linking words of Kindness in a fun way!</p>

Parent Signature: _____

Remote Learning Activities for Students

2nd Grade -- (Electives)

The columns below offer choices for student activities for any day.

Art	Music	PE/Health
<p>Create a sculpture using paper towel rolls, toilet paper rolls, cereal boxes, cardboard boxes, and/or other cardstock or cardboard material. Challenge: See how tall you can make it while making it not fall over.</p> <p>Va:Cr1.2.2a/Va:Cr2.1.2a/Va:Cr2.2.2a</p> 	<p>Color in the squares below as you complete each task:</p> <div data-bbox="574 407 1000 558" style="border: 1px solid black; padding: 5px;"> <p>Design, draw and name a new musical instrument that nobody has ever (MU:Cr.1.1)</p> </div> <div data-bbox="574 632 1000 783" style="border: 1px solid black; padding: 5px;"> <p>Play a game from music class. (Limbo, freeze dance, animal freeze, apple tree) Teach it to someone first, then have fun! (MU:Pr6.1.1)</p> </div>	<p>Gymnastics Time! (state goal 19)</p> <p>Can you safely remember how to do any stunts or balance activities from our gymnastics unit? Here are a few activities to help you get started.</p> <ul style="list-style-type: none"> - forward/backward rolls - one leg balance - partner balancing - cartwheels (advanced) - continuous rolls <p>To be safe, have an adult around when practicing any gymnastic activities. Feel free to have an adult check online for more gymnastic ideas!</p>
<p>Create a paper airplane and see how far you can make it fly. Challenge: Try different designs to see which will go the farthest.</p> <p>Va:Cr1.2.2a Va:Cr2.1.2a Va:Cr2.2.2a</p>	<div data-bbox="574 961 1000 1178" style="border: 1px solid black; padding: 5px;"> <p>Think up some very good questions to ask your family about their favorite songs/music. Why do they like the music they listen to? Have they ever played an instrument? Interview them and find out more! (MU:Pr4.1.1)</p> </div> <div data-bbox="574 1251 1000 1392" style="border: 1px solid black; padding: 5px;"> <p>Play a game from music class. (Limbo, freeze dance, animal freeze, apple tree) Teach it to someone first, then have fun! (MU:Pr6.1.1)</p> </div>	<p>Jump Rope Challenge! For each Challenge you will need to set a 1 minute timer and jump or hop as many times as possible in the minute. Challenges: 2 foot hop, 1 foot hop, 2 foot hop over a folded towel, 1 foot hop over a folded towel, Jump Rope with 2 feet, Jump Rope with 1 foot Variations/Challenges: try hopping forward and backward as well as side to side. Try both the right foot and left foot for the single foot challenges. Record your score for each variation to see which one had the most hops, which one had the least amount of hops. Can you beat any of your scores? (State Goal 19)</p>
<p>Draw a picture of what you would like to do when this is all over and we aren't social distancing.</p> <p>Va:Cr1.2.2a Va:Cr2.1.2a Va:Cr2.2.2a</p>	<div data-bbox="574 1570 1000 1833" style="border: 1px solid black; padding: 5px;"> <p>BONUS: If you have electronic access, you try this musical football game: http://www.musictechteacher.com/music_quizzes/quiz_quarterback_challenge_instruments/quiz_quarterback_challenge_instruments.htm</p> </div>	<p>Activity: Jumping and Landing (19.A.1a)</p> <p>Jumping is an excellent form of physical activity and exercise. There are three types of "Jumps" to try out. Try to do each of the three types of jumping locomotor movements. Challenge yourself by jumping over a safe object such as a pillow.</p> <p>Hop - Put both feet together and hop up and down like a bunny Jump - Feet shoulder width apart, bend knees, swing arms back and jump forward Leap - Jump off one foot and land on the opposite foot.</p>

Parent Signature: _____